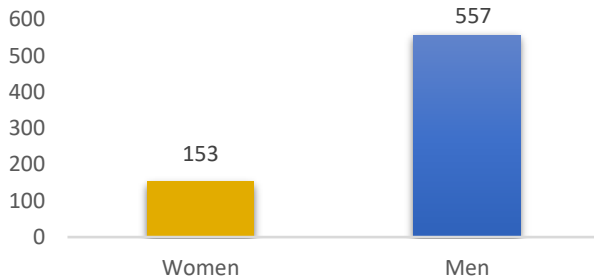


WOMEN IN TREASURY

22% of DACT members are women

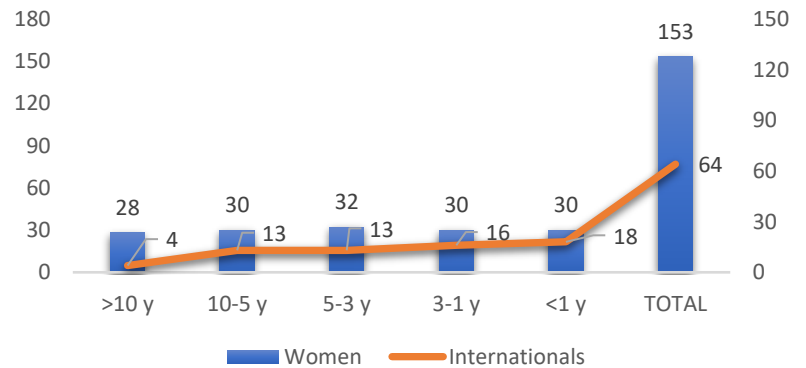


In 2021 DACT members were represented by 120 women while in 2023 this number has increased up to 153 which makes it to 22% out of total DACT members

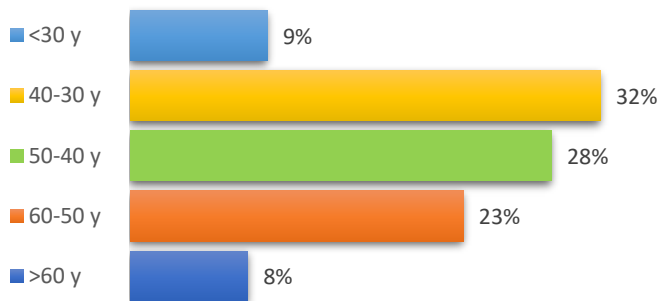
This chart represents DACT female members including internationals and duration of their membership. Women representation is evenly spread. Internationals are about 42%

As women participation is growing over the years this could mean that more women is pursuing Treasury career or more women joining DACT lately.

Overview of women DACT members



Age diversity



Women members are well represented from age diversity perspective.

We believe age diversity creates value for DACT organization, which makes it important to invite young professionals

WOMEN IN TREASURY

Majority 89% of the DACT members has Dutch origin and only 11% are Internationals. Talking about DACT women community 42% women are internationals. DACT unites professionals from 36 different countries which means 36 different cultures.

DACT members are coming from 36 countries

